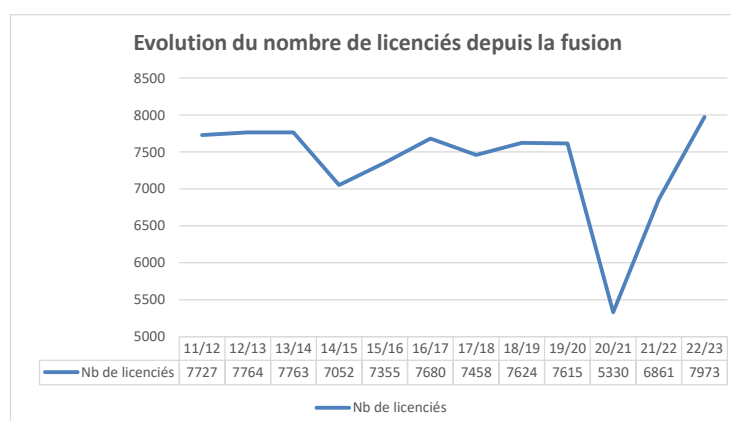
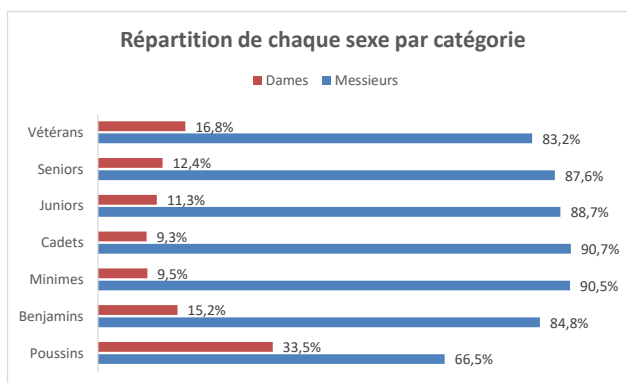
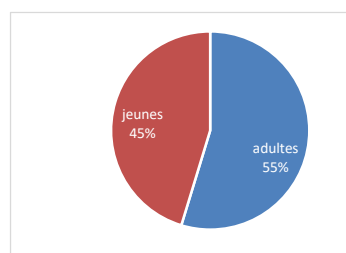
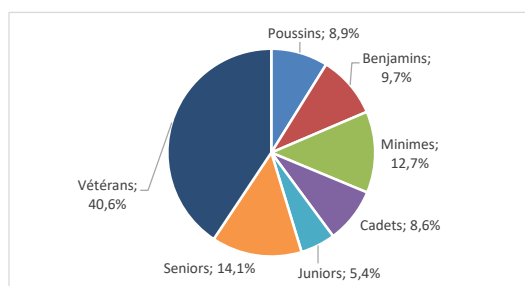
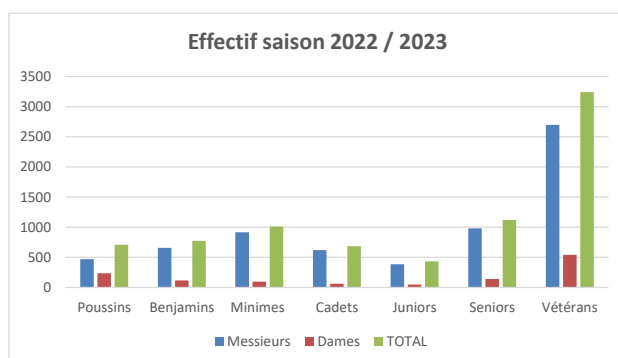


EFFECTIF Saison 2022/2023 au 21/03/2023

| | Poussins | Benjamins | Minimes | Cadets | Juniors | Seniors | Vétérans | TOTAL |
|------------------|----------|-----------|---------|--------|---------|---------|----------|-------|
| Messieurs | 470 | 656 | 916 | 621 | 384 | 982 | 2698 | 6727 |
| Dames | 237 | 118 | 96 | 64 | 49 | 139 | 543 | 1246 |
| TOTAL | 707 | 774 | 1012 | 685 | 433 | 1121 | 3241 | 7973 |

Comparaison avec l'effectif de la saison 2019/2020

| | Poussins | Benjamins | Minimes | Cadets | Juniors | Seniors | Vétérans | TOTAL |
|------------------|----------|-----------|---------|--------|---------|---------|----------|-------|
| Messieurs | 422 | 703 | 871 | 745 | 367 | 1020 | 2340 | 6468 |
| Dames | 166 | 138 | 87 | 71 | 47 | 167 | 471 | 1147 |
| TOTAL | 588 | 841 | 958 | 816 | 414 | 1187 | 2811 | 7615 |

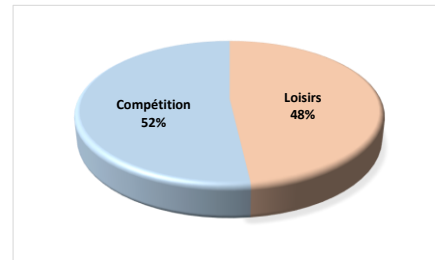
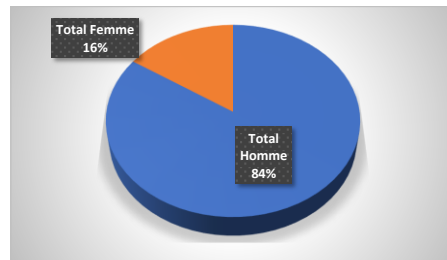
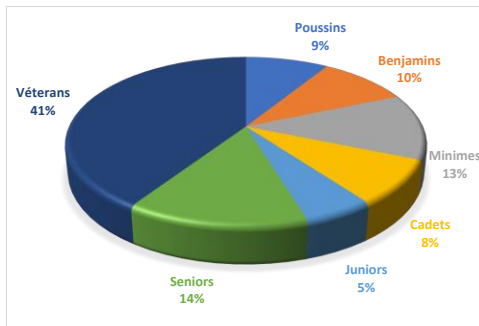


| Compétition | P | | B1 | | B2 | | M1 | | M2 | | C1 | | C2 | | J1 | | J2 | | J3 | | J4 | | S | | V1 | | V2 | | V3 | | V4 | | V5 | | Total | | |
|------------------|-----------|-----------|-----------|----------|------------|----------|------------|----------|------------|-----------|------------|-----------|------------|-----------|-----------|----------|-----------|-----------|-----------|----------|-----------|----------|------------|-----------|------------|-----------|------------|-----------|------------|-----------|------------|-----------|-----------|----------|-------------|-------------|-------------|
| | M | F | M | F | M | F | M | F | M | F | M | F | M | F | M | F | M | F | M | F | M | F | M | F | M | F | M | F | M | F | M | F | M | F | Total Homme | Total Femme | Total |
| ALPES DU SUD | 0 | 0 | 0 | 0 | 5 | 0 | 4 | 0 | 9 | 0 | 12 | 1 | 15 | 2 | 8 | 0 | 4 | 1 | 2 | 0 | 3 | 0 | 39 | 6 | 44 | 9 | 38 | 6 | 30 | 4 | 9 | 0 | 2 | 0 | 224 | 29 | 253 |
| ALPES MARITIMES | 54 | 27 | 27 | 7 | 32 | 3 | 49 | 0 | 59 | 5 | 47 | 3 | 36 | 4 | 19 | 1 | 21 | 2 | 11 | 1 | 9 | 0 | 193 | 20 | 114 | 13 | 155 | 21 | 88 | 13 | 36 | 6 | 2 | 2 | 952 | 128 | 1080 |
| BOUCHES DU RHONE | 19 | 1 | 19 | 1 | 49 | 2 | 49 | 2 | 96 | 5 | 56 | 3 | 41 | 5 | 29 | 5 | 30 | 4 | 14 | 3 | 18 | 1 | 267 | 21 | 163 | 11 | 181 | 16 | 100 | 14 | 41 | 4 | 6 | 0 | 1178 | 98 | 1276 |
| VAR | 10 | 0 | 20 | 0 | 22 | 3 | 45 | 0 | 55 | 2 | 35 | 5 | 34 | 3 | 18 | 0 | 12 | 4 | 13 | 1 | 9 | 2 | 155 | 9 | 107 | 8 | 117 | 11 | 119 | 11 | 42 | 2 | 4 | 1 | 817 | 62 | 879 |
| VAUCLUSE | 3 | 0 | 18 | 0 | 23 | 1 | 33 | 1 | 41 | 0 | 30 | 1 | 19 | 2 | 18 | 3 | 14 | 1 | 14 | 1 | 8 | 1 | 103 | 7 | 92 | 6 | 92 | 7 | 71 | 6 | 22 | 1 | 5 | 0 | 606 | 38 | 644 |
| Total | 86 | 28 | 84 | 8 | 131 | 9 | 180 | 3 | 260 | 12 | 180 | 13 | 145 | 16 | 92 | 9 | 81 | 12 | 54 | 6 | 47 | 4 | 757 | 63 | 520 | 47 | 583 | 61 | 408 | 48 | 150 | 13 | 19 | 3 | 3777 | 355 | 4132 |

| Loisir | P | | B1 | | B2 | | M1 | | M2 | | C1 | | C2 | | J1 | | J2 | | J3 | | J4 | | S | | V1 | | V2 | | V3 | | V4 | | V5 | | Total | | |
|------------------|------------|------------|------------|-----------|------------|-----------|------------|-----------|------------|-----------|------------|-----------|------------|-----------|-----------|----------|-----------|----------|-----------|----------|----------|----------|------------|-----------|------------|-----------|------------|------------|------------|------------|------------|-----------|-------------|-------------|-------------|------------|-------------|
| | M | F | M | F | M | F | M | F | M | F | M | F | M | F | M | F | M | F | M | F | M | F | M | F | M | F | M | F | M | F | M | F | Total Homme | Total Femme | Total | | |
| ALPES DU SUD | 21 | 7 | 11 | 5 | 19 | 2 | 9 | 0 | 16 | 1 | 8 | 0 | 9 | 1 | 0 | 1 | 0 | 0 | 0 | 0 | 0 | 10 | 2 | 13 | 3 | 8 | 6 | 14 | 8 | 5 | 6 | 3 | 0 | 146 | 42 | 188 | |
| ALPES MARITIMES | 196 | 169 | 66 | 21 | 76 | 24 | 57 | 27 | 72 | 17 | 46 | 4 | 25 | 5 | 11 | 0 | 8 | 0 | 5 | 3 | 1 | 0 | 51 | 26 | 76 | 24 | 60 | 30 | 72 | 20 | 40 | 13 | 11 | 2 | 873 | 385 | 1258 |
| BOUCHES DU RHONE | 82 | 19 | 47 | 7 | 71 | 10 | 66 | 12 | 117 | 7 | 63 | 6 | 35 | 7 | 20 | 3 | 20 | 1 | 8 | 1 | 2 | 0 | 77 | 25 | 83 | 28 | 75 | 37 | 61 | 32 | 40 | 17 | 7 | 1 | 874 | 213 | 1087 |
| VAR | 48 | 10 | 40 | 10 | 63 | 10 | 40 | 5 | 58 | 4 | 49 | 6 | 25 | 0 | 14 | 2 | 5 | 1 | 2 | 2 | 0 | 1 | 57 | 11 | 65 | 15 | 79 | 25 | 94 | 28 | 64 | 12 | 10 | 2 | 713 | 144 | 857 |
| VAUCLUSE | 37 | 4 | 19 | 4 | 29 | 8 | 18 | 5 | 23 | 3 | 19 | 4 | 17 | 2 | 5 | 0 | 4 | 1 | 3 | 2 | 2 | 0 | 30 | 12 | 35 | 9 | 36 | 15 | 46 | 21 | 16 | 10 | 5 | 7 | 344 | 107 | 451 |
| Total | 384 | 209 | 183 | 47 | 258 | 54 | 190 | 49 | 286 | 32 | 185 | 20 | 111 | 15 | 50 | 6 | 37 | 3 | 18 | 8 | 5 | 1 | 225 | 76 | 272 | 79 | 258 | 113 | 287 | 109 | 165 | 58 | 36 | 12 | 2950 | 891 | 3841 |

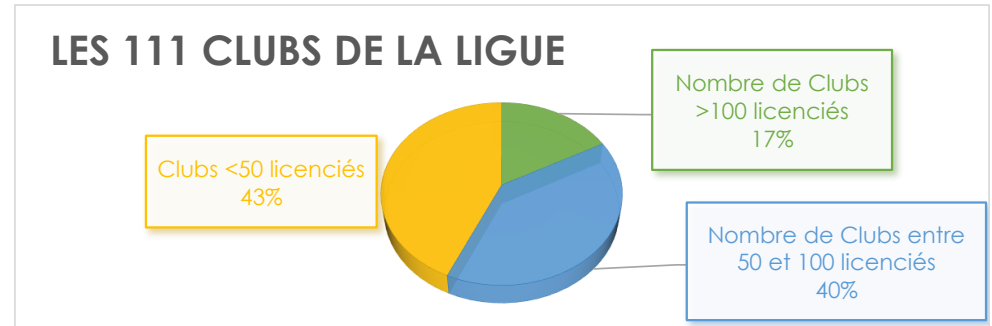
| Totalité | P | | B1 | | B2 | | M1 | | M2 | | C1 | | C2 | | J1 | | J2 | | J3 | | J4 | | S | | V1 | | V2 | | V3 | | V4 | | V5 | | Total | | |
|------------------|------------|------------|------------|-----------|------------|-----------|------------|-----------|------------|-----------|------------|-----------|------------|-----------|------------|-----------|------------|-----------|-----------|-----------|-----------|----------|------------|------------|------------|------------|------------|------------|------------|------------|------------|-----------|-------------|-------------|-------------|-------------|-------------|
| | M | F | M | F | M | F | M | F | M | F | M | F | M | F | M | F | M | F | M | F | M | F | M | F | M | F | M | F | M | F | M | F | Total Homme | Total Femme | Total | | |
| ALPES DU SUD | 21 | 7 | 11 | 5 | 24 | 2 | 13 | 0 | 25 | 1 | 20 | 1 | 24 | 3 | 8 | 1 | 4 | 1 | 2 | 0 | 3 | 0 | 49 | 8 | 57 | 12 | 46 | 12 | 44 | 12 | 14 | 6 | 5 | 0 | 370 | 71 | 441 |
| ALPES MARITIMES | 250 | 196 | 93 | 28 | 108 | 27 | 106 | 27 | 131 | 22 | 93 | 7 | 61 | 9 | 30 | 1 | 29 | 2 | 16 | 4 | 10 | 0 | 244 | 46 | 190 | 37 | 215 | 51 | 160 | 33 | 76 | 19 | 13 | 4 | 1825 | 513 | 2338 |
| BOUCHES DU RHONE | 101 | 20 | 66 | 8 | 120 | 12 | 115 | 14 | 213 | 12 | 119 | 9 | 76 | 12 | 49 | 8 | 50 | 5 | 22 | 4 | 20 | 1 | 344 | 46 | 246 | 39 | 256 | 53 | 161 | 46 | 81 | 21 | 13 | 1 | 2052 | 311 | 2363 |
| VAR | 58 | 10 | 60 | 10 | 85 | 13 | 85 | 5 | 113 | 6 | 84 | 11 | 59 | 3 | 32 | 2 | 17 | 5 | 15 | 3 | 9 | 3 | 212 | 20 | 172 | 23 | 196 | 36 | 213 | 39 | 106 | 14 | 14 | 3 | 1530 | 206 | 1736 |
| VAUCLUSE | 40 | 4 | 37 | 4 | 52 | 9 | 51 | 6 | 64 | 3 | 49 | 5 | 36 | 4 | 23 | 3 | 18 | 2 | 17 | 3 | 10 | 1 | 133 | 19 | 127 | 15 | 128 | 22 | 117 | 27 | 38 | 11 | 10 | 7 | 950 | 145 | 1095 |
| Total | 470 | 237 | 267 | 55 | 389 | 63 | 370 | 52 | 546 | 44 | 365 | 33 | 256 | 31 | 142 | 15 | 118 | 15 | 72 | 14 | 52 | 5 | 982 | 139 | 792 | 126 | 841 | 174 | 695 | 157 | 315 | 71 | 55 | 15 | 6727 | 1246 | 7973 |

| TOTAL | Poussins - U9 | | Benjamins - U11 | | Minimes - U13 | | Cadets - U15 | | Juniors - U19 | | Seniors | | Vétérans | | | | Total | | |
|--------------|---------------|------------|-----------------|------------|---------------|-----------|--------------|-----------|---------------|-----------|------------|------------|-------------|--|------------|--|-------------|-------------|-------------|
| | M | F | M | F | M | F | M | F | M | F | M | F | M | | F | | Total Homme | Total Femme | Total |
| TOTAL | 470 | 237 | 656 | 118 | 916 | 96 | 621 | 64 | 384 | 49 | 982 | 139 | 2698 | | 543 | | 6727 | 1246 | 7973 |



RECAPITULATIF AU 21/03/2023

| | | |
|---|------|--------|
| Nombre de clubs en Provence Alpes Côte d'Azur | 111 | |
| Nombre de licenciés totalité | 7973 | |
| Nombre de licenciés compétitions | 4132 | |
| Nombre de licenciés loisirs | 3841 | |
| Nombre de Clubs >100 licenciés | 19 | 17,12% |
| Nombre de Clubs entre 50 et 100 licenciés | 44 | 39,64% |
| Clubs <50 licenciés | 48 | 43,24% |
| Clubs en progression licence compétition | 77 | 69,37% |
| Clubs en progression licence loisirs | 71 | 63,96% |
| Clubs en progression licence totalité | 79 | 71,17% |



| CLUBS PAR COMITE | <50 | 50 -100 | >100 | TOTAL |
|------------------|-----------|-----------|-----------|------------|
| CD 04 | 10 | 1 | 0 | 11 |
| CD 06 | 11 | 6 | 8 | 25 |
| CD 13 | 12 | 16 | 5 | 33 |
| CD 83 | 12 | 11 | 4 | 27 |
| CD 84 | 3 | 10 | 2 | 15 |
| TOTAL | 48 | 44 | 19 | 111 |
| | 43,24% | 39,64% | 17,12% | |

| Les 10 clubs avec le plus de licenciés | 21/03/2023 |
|---|------------|
| 13060111 - TEAM LUCIAN TAUT 06 TT NICE | 563 |
| 13130152 - AIX LES MILLES TT | 288 |
| 13060063 - E.S. VILLENEUVE LOUBET | 222 |
| 13060114 - SOPHIA TENNIS DE TABLE | 180 |
| 13130159 - ISTRES TT | 178 |
| 13130162 - MARSEILLE TENNIS DE TABLE | 174 |
| 13060043 - LE TENNIS DE TABLE MANDELIEU | 162 |
| 13130067 - AUBAGNE TT | 161 |
| 13830013 - A S SAINT RAPHAEL | 157 |
| 13060064 - CANNET COTE D AZUR TT | 152 |
| 13060066 - NICE CAVIGAL TENNIS DE TABLE | 152 |



| D04 - ALPES DU SUD | Loisir | | | Compétition | | | Total | | |
|---|------------|-----------|------------|-------------|------------|------------|-------------|-------------|------------|
| | 22/23 | 21/22 | différence | 22/23 | 21/22 | différence | Total 22/23 | Total 21/22 | différence |
| 21/03/2023 | | | | | | | | | |
| 13040005 - P P C SISTERONNAIS | 0 | 0 | 0 | 35 | 33 | 2 | 35 | 33 | 2 |
| 13040008 - TENNIS DE TABLE EMBRUNAIS | 15 | 13 | 2 | 24 | 22 | 2 | 39 | 35 | 4 |
| 13040013 - TT BRIANCON | 0 | 0 | 0 | 10 | 3 | 7 | 10 | 3 | 7 |
| 13040015 - TT UBAYE | 17 | 7 | 10 | 18 | 9 | 9 | 35 | 16 | 19 |
| 13040023 - TT PAYS DE GIONO | 74 | 16 | 58 | 25 | 25 | 0 | 99 | 41 | 58 |
| 13040024 - TENNIS DE TABLE DIGNOIS | 7 | 4 | 3 | 19 | 10 | 9 | 26 | 14 | 12 |
| 13040025 - ORAISON TENNIS DE TABLE | 21 | 13 | 8 | 26 | 21 | 5 | 47 | 34 | 13 |
| 13040030 - AS. TENNIS DE TABLE PIERREVERT | 7 | 11 | -4 | 33 | 31 | 2 | 40 | 42 | -2 |
| 13040035 - GAP HAUTES ALPES TT | 12 | 0 | 12 | 30 | 30 | 0 | 42 | 30 | 12 |
| 13040036 - PING CATURIGE | 25 | 18 | 7 | 14 | 13 | 1 | 39 | 31 | 8 |
| 13040038 - TENNIS DE TABLE BASTIDON | 10 | 0 | 10 | 19 | 0 | 19 | 29 | 0 | 29 |
| Total | 188 | 82 | 106 | 253 | 211 | 56 | 441 | 293 | 127 |

| | | |
|--|----|--------|
| Nombre de clubs | 11 | |
| | | |
| Clubs >100 licenciés | 0 | |
| Clubs entre 50 et 100 licenciés | 1 | |
| Clubs <50 licenciés | 10 | |
| | | |
| Clubs en progression licence compétition | 9 | 81,82% |
| Clubs en progression licence loisirs | 8 | 72,73% |
| Clubs en progression licence totalité | 10 | 90,91% |

| D06 - ALPES MARITIMES | Loisir | | | Compétition | | | Total | | |
|--|-------------|-------------|------------|-------------|-------------|------------|-------------|-------------|------------|
| | 22/23 | 21/22 | différence | 22/23 | 21/22 | différence | Total 22/23 | Total 21/22 | différence |
| 21/03/2023 | | | | | | | | | |
| 13060001 - GAZELEC SPORT NICE CT AZUR | 3 | 4 | -1 | 15 | 9 | 6 | 18 | 13 | 5 |
| 13060005 - TRINITE SPORTS TENNIS DE TABLE | 68 | 60 | 8 | 41 | 53 | -12 | 109 | 113 | -4 |
| 13060007 - A.S. MONACO | 8 | 0 | 8 | 30 | 31 | -1 | 38 | 31 | 7 |
| 13060008 - O.ANTIBES JUAN LES PINS | 45 | 38 | 7 | 72 | 71 | 1 | 117 | 109 | 8 |
| 13060029 - LA SEMEUSE NICE | 15 | 5 | 10 | 15 | 25 | -10 | 30 | 30 | 0 |
| 13060031 - C C C F NICE tennis de table | 41 | 5 | 36 | 52 | 44 | 8 | 93 | 49 | 44 |
| 13060037 - A S T T VALLAURIS-GOLFE JUAN | 44 | 46 | -2 | 34 | 28 | 6 | 78 | 74 | 4 |
| 13060043 - LE TENNIS DE TABLE MANDELIEU | 98 | 74 | 24 | 64 | 56 | 8 | 162 | 130 | 32 |
| 13060052 - GSEM TT NICE | 16 | 20 | -4 | 14 | 13 | 1 | 30 | 33 | -3 |
| 13060063 - E.S. VILLENEUVE LOUBET | 106 | 102 | 4 | 116 | 104 | 12 | 222 | 206 | 16 |
| 13060064 - CANNET COTE D AZUR TT | 76 | 55 | 21 | 76 | 72 | 4 | 152 | 127 | 25 |
| 13060066 - NICE CAVIGAL TENNIS DE TABLE | 54 | 44 | 10 | 98 | 100 | -2 | 152 | 144 | 8 |
| 13060072 - SC MOUANS SARTOUX T T | 34 | 32 | 2 | 32 | 14 | 18 | 66 | 46 | 20 |
| 13060074 - AO TOURRETTE LEVENS | 10 | 12 | -2 | 11 | 8 | 3 | 21 | 20 | 1 |
| 13060080 - C.A.S. EAUX | 0 | 0 | 0 | 6 | 7 | -1 | 6 | 7 | -1 |
| 13060082 - AS VENCE T.T. | 28 | 9 | 19 | 25 | 22 | 3 | 53 | 31 | 22 |
| 13060085 - STELLA SPORTS MENT/ROQUEB. | 21 | 6 | 15 | 43 | 39 | 4 | 64 | 45 | 19 |
| 13060088 - AS LE BROCC TT | 0 | 0 | 0 | 10 | 12 | -2 | 10 | 12 | -2 |
| 13060090 - PING PASSION CHATEAUNEUF | 4 | 2 | 2 | 23 | 25 | -2 | 27 | 27 | 0 |
| 13060110 - CTT VILLEFRANCHE CORNICHE D'AZU | 21 | 10 | 11 | 17 | 17 | 0 | 38 | 27 | 11 |
| 13060111 - TEAM LUCIAN TAUT 06 TT NICE | 414 | 403 | 11 | 149 | 120 | 29 | 563 | 523 | 40 |
| 13060114 - SOPHIA TENNIS DE TABLE | 101 | 96 | 5 | 79 | 71 | 8 | 180 | 167 | 13 |
| 13060119 - COLOMARS OLYMPIC CLUB TT | 0 | 8 | -8 | 19 | 18 | 1 | 19 | 26 | -7 |
| 13060121 - GRASSE TENNIS DE TABLE | 38 | 34 | 4 | 28 | 30 | -2 | 66 | 64 | 2 |
| 13060122 - SOSPEL PING | 13 | 21 | -8 | 11 | 11 | 0 | 24 | 32 | -8 |
| Total | 1258 | 1088 | 172 | 1080 | 1003 | 80 | 2338 | 2091 | 252 |

| | | |
|--|----|--------|
| Nombre de clubs | 25 | |
| Clubs >100 licenciés | 8 | |
| Clubs entre 50 et 100 licenciés | 6 | |
| Clubs <50 licenciés | 11 | |
| Clubs en progression licence compétition | 15 | 60,00% |
| Clubs en progression licence loisirs | 17 | 68,00% |
| Clubs en progression licence totalité | 17 | 68,00% |

| D13 - BOUCHES DU RHONE | Loisir | | | Compétition | | | Total | | |
|--|-------------|-------------|------------|-------------|-------------|------------|-------------|-------------|------------|
| | 22/23 | 21/22 | différence | 22/23 | 21/22 | différence | Total 22/23 | Total 21/22 | différence |
| 13130004 - ASAND MARSEILLE | 81 | 23 | 58 | 55 | 79 | -24 | 136 | 102 | 34 |
| 13130005 - Tennis de Table Club Arlesien | 38 | 87 | -49 | 52 | 36 | 16 | 90 | 123 | -33 |
| 13130012 - AS MIRAMAS | 44 | 71 | -27 | 38 | 36 | 2 | 82 | 107 | -25 |
| 13130013 - TT MARTIGUES SLC | 7 | 11 | -4 | 28 | 23 | 5 | 35 | 34 | 1 |
| 13130014 - MAISON POUR TOUS TT LA CIOTAT | 0 | 0 | 0 | 13 | 0 | 13 | 13 | 0 | 13 |
| 13130022 - ASSUP FOS SUR MER | 18 | 24 | -6 | 30 | 37 | -7 | 48 | 61 | -13 |
| 13130026 - US CHEMINOTS MARSEILLAIS | 31 | 17 | 14 | 33 | 31 | 2 | 64 | 48 | 16 |
| 13130049 - USC GRANDE BASTIDE | 22 | 23 | -1 | 33 | 33 | 0 | 55 | 56 | -1 |
| 13130067 - AUBAGNE TT | 77 | 62 | 15 | 84 | 73 | 11 | 161 | 135 | 26 |
| 13130100 - UTT SAINT-MARTIN DE CRAU | 24 | 12 | 12 | 37 | 36 | 1 | 61 | 48 | 13 |
| 13130118 - CTT FONTRouGE - SAUSSET | 12 | 8 | 4 | 19 | 16 | 3 | 31 | 24 | 7 |
| 13130124 - FR SAINT-CANNAT | 0 | 0 | 0 | 26 | 21 | 5 | 26 | 21 | 5 |
| 13130133 - OLYMPIQUE CABRIES-CALAS TT | 38 | 2 | 36 | 31 | 35 | -4 | 69 | 37 | 32 |
| 13130137 - ASC LANBERNAC | 0 | 0 | 0 | 17 | 20 | -3 | 17 | 20 | -3 |
| 13130138 - TENNIS DE TABLE MEYREUIL | 26 | 19 | 7 | 54 | 38 | 16 | 80 | 57 | 23 |
| 13130145 - PING PONG JOUQUARD | 9 | 17 | -8 | 6 | 5 | 1 | 15 | 22 | -7 |
| 13130146 - GIGNAC VITROLLES TT | 30 | 28 | 2 | 36 | 39 | -3 | 66 | 67 | -1 |
| 13130148 - ROGNAC UTT | 34 | 0 | 34 | 27 | 22 | 5 | 61 | 22 | 39 |
| 13130152 - AIX LES MILLES TT | 184 | 189 | -5 | 104 | 107 | -3 | 288 | 296 | -8 |
| 13130154 - PING PONG DE VENELLES | 30 | 34 | -4 | 41 | 40 | 1 | 71 | 74 | -3 |
| 13130156 - TENNIS DE TABLE BOUC BEL AIR | 12 | 14 | -2 | 11 | 8 | 3 | 23 | 22 | 1 |
| 13130157 - SLC TT SAINT-REMY-DE-PROVENCE | 10 | 7 | 3 | 17 | 3 | 14 | 27 | 10 | 17 |
| 13130158 - TT CHATEAUNEUF LA MEDE | 16 | 24 | -8 | 38 | 36 | 2 | 54 | 60 | -6 |
| 13130159 - ISTRES TT | 102 | 90 | 12 | 76 | 73 | 3 | 178 | 163 | 15 |
| 13130161 - CEYRESTE PP | 23 | 17 | 6 | 33 | 31 | 2 | 56 | 48 | 8 |
| 13130162 - MARSEILLE TENNIS DE TABLE | 72 | 56 | 16 | 102 | 69 | 33 | 174 | 125 | 49 |
| 13130164 - TT CHATEAURENARDAIS | 27 | 0 | 27 | 34 | 0 | 34 | 61 | 0 | 61 |
| 13130165 - LE MONDE DU PINGPONG | 23 | 56 | -33 | 69 | 46 | 23 | 92 | 102 | -10 |
| 13130166 - SALON TENNIS DE TABLE | 35 | 44 | -9 | 47 | 24 | 23 | 82 | 68 | 14 |
| 13130169 - TT SIMIANE COLLONGUE | 26 | 22 | 4 | 9 | 14 | -5 | 35 | 36 | -1 |
| 13130170 - ALPILLES TT EYGUIERES | 0 | 12 | -12 | 32 | 26 | 6 | 32 | 38 | -6 |
| 13130175 - ASA PING VELAUX | 35 | 40 | -5 | 19 | 18 | 1 | 54 | 58 | -4 |
| 13130176 - TENNIS DE TABLE DE PORT DE BOUC | 1 | 0 | 1 | 25 | 0 | 25 | 26 | 0 | 26 |
| Total | 1087 | 1009 | 78 | 1276 | 1075 | 201 | 2363 | 2084 | 279 |

| | | |
|--|----|--------|
| Nombre de clubs | 33 | |
| Clubs >100 licenciés | 5 | |
| Clubs entre 50 et 100 licenciés | 16 | |
| Clubs <50 licenciés | 12 | |
| Clubs en progression licence compétition | 20 | 60,61% |
| Clubs en progression licence loisirs | 14 | 42,42% |
| Clubs en progression licence totalité | 15 | 45,45% |

| D83 - VAR | Loisir | | | Compétition | | | Total | | |
|--|------------|------------|------------|-------------|------------|------------|-------------|-------------|------------|
| | 22/23 | 21/22 | différence | 22/23 | 21/22 | différence | Total 22/23 | Total 21/22 | différence |
| 21/03/2023 | | | | | | | | | |
| 13830007 - Tennis de Table CARQUEIRANNAIS | 26 | 29 | -3 | 15 | 22 | -7 | 41 | 51 | -10 |
| 13830013 - A S SAINT RAPHAEL | 91 | 64 | 27 | 66 | 45 | 21 | 157 | 109 | 48 |
| 13830014 - T.T.LUCOIS | 26 | 16 | 10 | 20 | 17 | 3 | 46 | 33 | 13 |
| 13830015 - CLUB TT COGOLIN | 18 | 11 | 7 | 26 | 27 | -1 | 44 | 38 | 6 |
| 13830016 - LA RAQUETTE CAVALAISOISE T.T | 16 | 12 | 4 | 21 | 20 | 1 | 37 | 32 | 5 |
| 13830022 - ETOILE PONGISTE PAYS DE FAYENCE | 39 | 0 | 39 | 47 | 44 | 3 | 86 | 44 | 42 |
| 13830025 - LA GARDE TENNIS DE TABLE | 48 | 51 | -3 | 51 | 58 | -7 | 99 | 109 | -10 |
| 13830029 - A M S L FREJUS | 75 | 48 | 27 | 67 | 55 | 12 | 142 | 103 | 39 |
| 13830031 - ATT DRACENIE | 65 | 33 | 32 | 44 | 35 | 9 | 109 | 68 | 41 |
| 13830044 - US LA CRAU TENNIS DE TABLE | 34 | 25 | 9 | 60 | 56 | 4 | 94 | 81 | 13 |
| 13830051 - T.T. SIX FOURS | 57 | 39 | 18 | 36 | 35 | 1 | 93 | 74 | 19 |
| 13830059 - VALLEE DU GAPEAU TT | 31 | 29 | 2 | 30 | 26 | 4 | 61 | 55 | 6 |
| 13830060 - U.S.TROPEZIENNE | 18 | 6 | 12 | 19 | 16 | 3 | 37 | 22 | 15 |
| 13830062 - TT PIERREFEU DU VAR | 8 | 13 | -5 | 33 | 24 | 9 | 41 | 37 | 4 |
| 13830064 - CTT FORCALQUEIRET | 23 | 15 | 8 | 36 | 28 | 8 | 59 | 43 | 16 |
| 13830066 - TENNIS DE TABLE BRIGNOLES | 39 | 33 | 6 | 29 | 28 | 1 | 68 | 61 | 7 |
| 13830067 - A.S. MAXIME T.T. | 21 | 28 | -7 | 31 | 33 | -2 | 52 | 61 | -9 |
| 13830068 - C.T.T. SAINT MAXIMIN | 26 | 8 | 18 | 26 | 24 | 2 | 52 | 32 | 20 |
| 13830071 - T.T. HYEROIS | 33 | 23 | 10 | 38 | 37 | 1 | 71 | 60 | 11 |
| 13830083 - TOULON LA SEYNE Tennis de Table | 78 | 69 | 9 | 66 | 66 | 0 | 144 | 135 | 9 |
| 13830086 - PING PONG OLLIOLAIS | 20 | 16 | 4 | 3 | 3 | 0 | 23 | 19 | 4 |
| 13830088 - CLUB VALETTOIS TT | 16 | 27 | -11 | 19 | 13 | 6 | 35 | 40 | -5 |
| 13830089 - CLUB TENNIS DE TABLE AUPSOIS | 14 | 7 | 7 | 5 | 3 | 2 | 19 | 10 | 9 |
| 13830090 - TENNIS DE TABLE LAVANDOU BORMES | 0 | 0 | 0 | 28 | 25 | 3 | 28 | 25 | 3 |
| 13830091 - TT TRANSIAN | 8 | 10 | -2 | 18 | 13 | 5 | 26 | 23 | 3 |
| 13830092 - SANARY TT ASSOCIATION | 25 | 15 | 10 | 26 | 34 | -8 | 51 | 49 | 2 |
| 13830093 - BARJOLS ST JULIEN TT | 2 | 0 | 2 | 19 | 13 | 6 | 21 | 13 | 8 |
| Total | 857 | 627 | 230 | 879 | 805 | 79 | 1736 | 1432 | 309 |

| | | |
|--|----|--------|
| Nombre de clubs | 27 | |
| Clubs >100 licenciés | 4 | |
| Clubs entre 50 et 100 licenciés | 11 | |
| Clubs <50 licenciés | 12 | |
| Clubs en progression licence compétition | 20 | 74,07% |
| Clubs en progression licence loisirs | 20 | 74,07% |
| Clubs en progression licence totalité | 23 | 85,19% |

| D84 - VAUCLUSE | Loisir | | | Compétition | | | Total | | |
|---------------------------------------|------------|------------|------------|-------------|------------|------------|-------------|-------------|------------|
| | 22/23 | 21/22 | différence | 22/23 | 21/22 | différence | Total 22/23 | Total 21/22 | différence |
| 21/03/2023 | | | | | | | | | |
| 13840001 - PPC SORGUAIS | 42 | 35 | 7 | 64 | 56 | 8 | 106 | 91 | 15 |
| 13840004 - US RAQUETTE ENTRAIGUOISE | 46 | 49 | -3 | 30 | 36 | -6 | 76 | 85 | -9 |
| 13840005 - CAVAILLON TT | 42 | 32 | 10 | 57 | 43 | 14 | 99 | 75 | 24 |
| 13840006 - AVENIR PONGISTE MONTELAIS | 21 | 11 | 10 | 35 | 28 | 7 | 56 | 39 | 17 |
| 13840012 - PING PONG CLUB AVIGNONNAIS | 38 | 43 | -5 | 51 | 48 | 3 | 89 | 91 | -2 |
| 13840013 - PPC PERNOIS | 66 | 59 | 7 | 62 | 45 | 17 | 128 | 104 | 24 |
| 13840021 - CLUB PONGISTE ORANGEAIS | 39 | 29 | 10 | 44 | 31 | 13 | 83 | 60 | 23 |
| 13840025 - TENNIS DE TABLE MORIERES | 16 | 29 | -13 | 55 | 68 | -13 | 71 | 97 | -26 |
| 13840028 - C S PERTUISIEN (CSP TT) | 40 | 36 | 4 | 52 | 44 | 8 | 92 | 80 | 12 |
| 13840037 - P P C COURTHEZONNAIS | 5 | 3 | 2 | 38 | 44 | -6 | 43 | 47 | -4 |
| 13840038 - ASPIT CARPENTRAS COVE | 23 | 19 | 4 | 27 | 27 | 0 | 50 | 46 | 4 |
| 13840045 - TT PUJAUT-GRAND AVIGNON | 10 | 14 | -4 | 37 | 25 | 12 | 47 | 39 | 8 |
| 13840050 - STARLINE CLUB TENNIS TABLE | 12 | 16 | -4 | 8 | 4 | 4 | 20 | 20 | 0 |
| 13840058 - PPC L'ISLE SUR LA SORGUE | 32 | 25 | 7 | 48 | 45 | 3 | 80 | 70 | 10 |
| 13840062 - PING PONG CLUB DE VALREAS | 19 | 0 | 19 | 36 | 17 | 19 | 55 | 17 | 38 |
| Total | 451 | 400 | 51 | 644 | 561 | 83 | 1095 | 961 | 134 |

| | | |
|--|----|--------|
| Nombre de clubs | 15 | |
| Clubs >100 licenciés | 2 | |
| Clubs entre 50 et 100 licenciés | 10 | |
| Clubs <50 licenciés | 3 | |
| Clubs en progression licence compétition | 8 | 53,33% |
| Clubs en progression licence loisirs | 7 | 46,67% |
| Clubs en progression licence totalité | 7 | 46,67% |